



## 500mW SOD-123 SURFACE MOUNT

### Flat Lead Surface Mount Plastic Package

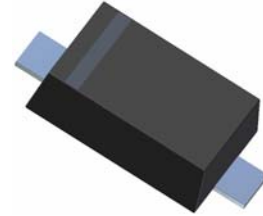
### Zener Voltage Regulators

#### Absolute Maximum Ratings

 $T_A = 25^\circ\text{C}$  unless otherwise noted

Symbol	Parameter	Value	Units
$P_D$	Power Dissipation	500	mW
$T_{STG}$	Storage Temperature Range	-65 to +150	$^\circ\text{C}$
$T_{OPR}$	Operating Temperature Range	-65 to +150	$^\circ\text{C}$

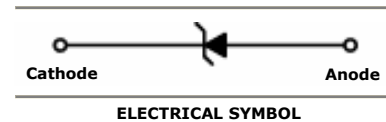
These ratings are limiting values above which the serviceability of the diode may be impaired.



SOD-123 Flat Lead

#### Specification Features:

- Wide Zener Voltage Range Selection, 2.4V to 75V
- VZ Tolerance Selection of  $\pm 5\%$  (C Series)
- Flat Lead SOD-123 Plastic Package
- Surface Device Type Mounting
- RoHS Compliant
- Green EMC
- Matte Tin(Sn) Lead Finish
- Band Indicates Cathode



ELECTRICAL SYMBOL

#### Electrical Characteristics

 $T_A = 25^\circ\text{C}$  unless otherwise noted

Device Type	Device Marking	$V_Z @ I_{ZT}$ (Volts)			$I_{ZT}$ (mA)	$Z_{ZT} @ I_{ZT}$ ( $\Omega$ ) Max	$I_{ZK}$ (mA)	$Z_{ZK} @ I_{ZK}$ ( $\Omega$ ) Max	$I_R @ V_R$ ( $\mu\text{A}$ ) Max	$V_R$ (Volts)
		Min No	m	Max						
MMSZ2V4CW	2V4Z	2.28	2.4	2.52	5	100	1	564	45	1
MMSZ2V7CW	2V7Z	2.57	2.7	2.84	5	100	1	564	18	1
MMSZ3V0CW	3V0Z	2.85	3.0	3.15	5	100	1	564	9	1
MMSZ3V3CW	3V3Z	3.14	3.3	3.47	5	95	1	564	4.5	1
MMSZ3V6CW	3V6Z	3.42	3.6	3.78	5	90	1	564	4.5	1
MMSZ3V9CW	3V9Z	3.71	3.9	4.10	5	90	1	564	2.7	1
MMSZ4V3CW	4V3Z	4.09	4.3	4.52	5	90	1	564	2.7	1
MMSZ4V7CW	4V7Z	4.47	4.7	4.94	5	80	1	470	2.7	2
MMSZ5V1CW	5V1Z	4.85	5.1	5.36	5	60	1	451	1.8	2
MMSZ5V6CW	5V6Z	5.32	5.6	5.88	5	40	1	376	0.9	2
MMSZ6V2CW	6V2Z	5.89	6.2	6.51	5	10	1	141	2.7	4
MMSZ6V8CW	6V8Z	6.46	6.8	7.14	5	15	1	75	1.8	4
MMSZ7V5CW	7V5Z	7.11	7.5	7.86	5	15	1	75	0.9	5
MMSZ8V2CW	8V2Z	7.79	8.2	8.61	5	15	1	75	0.63	5
MMSZ9V1CW	9V1Z	8.65	9.1	9.56	5	15	1	94	0.45	6
MMSZ10VCW	10VZ	9.50	10	10.50	5	20	1	141	0.18	7
MMSZ11VCW	11VZ	10.45	11	11.55	5	20	1	141	0.09	8
MMSZ12VCW	12VZ	11.40	12	12.60	5	25	1	141	0.09	8
MMSZ13VCW	13VZ	12.35	13	13.65	5	30	1	160	0.09	8
MMSZ15VCW	15VZ	14.25	15	15.75	5	30	1	188	0.045	10.5
MMSZ16VCW	16VZ	15.20	16	16.80	5	40	1	188	0.045	11.2

## Electrical Characteristics

$T_A = 25^\circ\text{C}$  unless otherwise noted

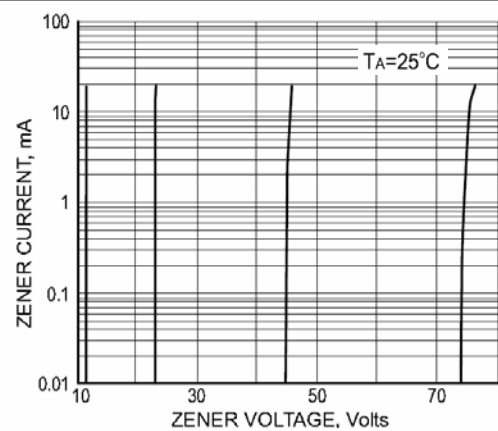
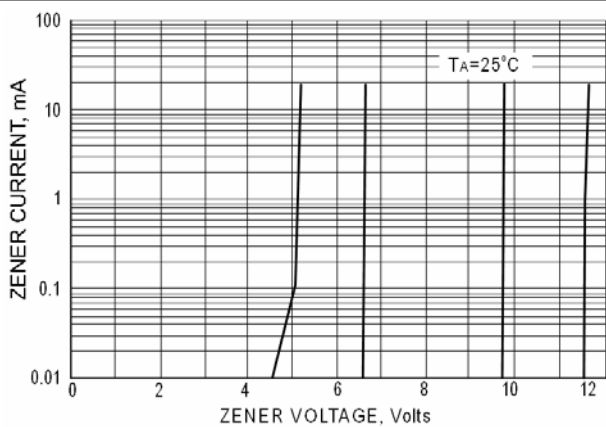
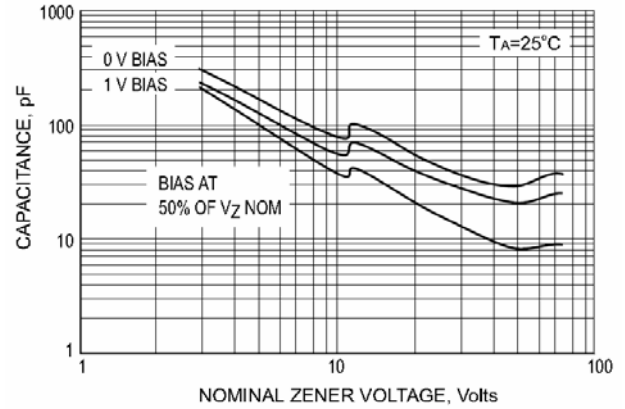
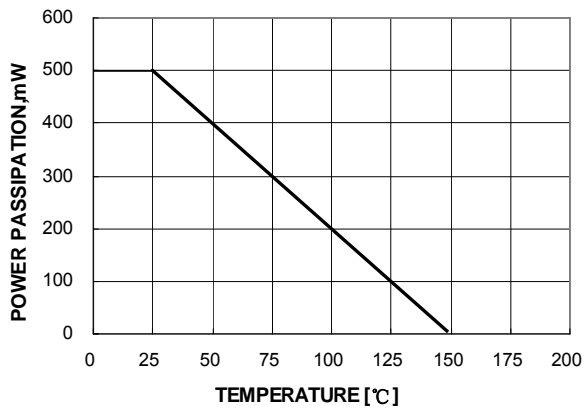
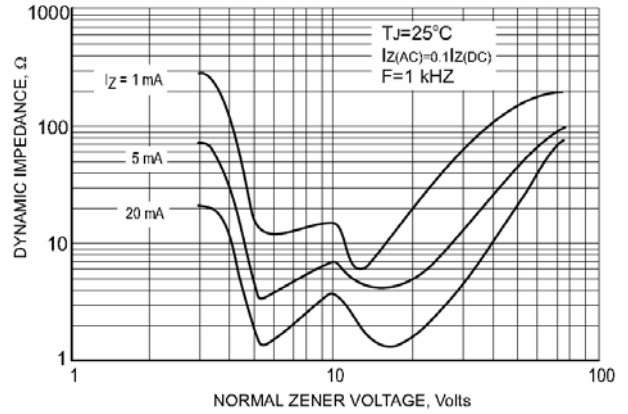
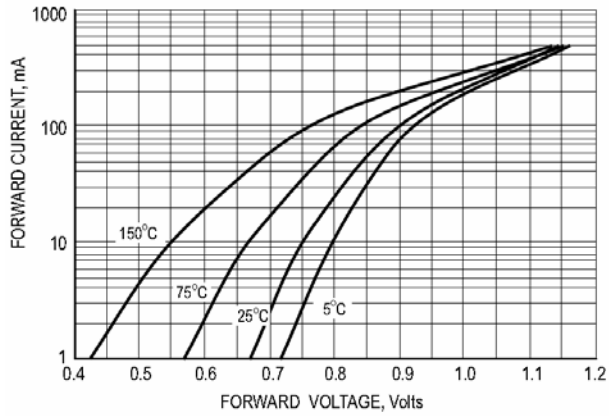
Device Type	Device Marking	$V_Z @ I_{ZT}$ (Volts)			$I_{ZT}$ (mA)	$Z_{ZT} @ I_{ZT}$ ( $\Omega$ ) Max	$I_{ZK}$ (mA)	$Z_{ZK} @ I_{ZK}$ ( $\Omega$ ) Max	$I_R @ V_R$ ( $\mu\text{A}$ ) Max	$V_R$ (Volts)
		Min	Nom	Max						
MMSZ18VCW	18VZ	17.10	18	18.90	5	45	1	212	0.045	12.6
MMSZ20VCW	20VZ	19.00	20	21.00	5	55	1	212	0.045	14.0
MMSZ22VCW	22VZ	20.90	22	23.10	5	55	1	235	0.045	15.4
MMSZ24VCW	24VZ	22.80	24	25.20	5	70	1	235	0.045	16.8
MMSZ27VCW	27VZ	25.65	27	28.35	2	80	0.5	282	0.045	18.9
MMSZ30VCW	30VZ	28.50	30	31.50	2	80	0.5	282	0.045	21.0
MMSZ33VCW	33VZ	31.35	33	34.65	2	80	0.5	306	0.045	23.0
MMSZ36VCW	36VZ	34.20	36	37.80	2	90	0.5	329	0.045	25.2
MMSZ39VCW	39VZ	37.05	39	40.95	2	130	0.5	329	0.045	27.3
MMSZ43VCW	43VZ	40.85	43	45.15	2	150	0.5	353	0.045	30.1
MMSZ47VCW	47VZ	44.65	47	49.35	2	170	0.5	353	0.045	33.0
MMSZ51VCW	51VZ	48.45	51	53.55	2	180	0.5	376	0.045	35.7
MMSZ56VCW	56VZ	53.20	56	58.80	2	200	0.5	400	0.045	39.2
MMSZ62VCW	62VZ	58.90	62	65.10	2	215	0.5	423	0.045	43.4
MMSZ68VCW	68VZ	64.60	68	71.40	2	240	0.5	447	0.045	47.6
MMSZ75VCW	75VZ	71.25	75	78.75	2	255	0.5	470	0.045	52.5

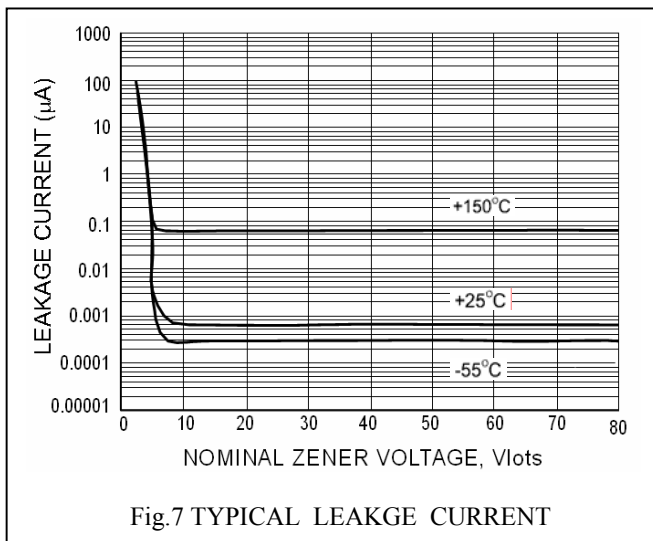
$V_F$  Forward Voltage = 900mV Maximum @  $I_F = 10 \text{ mA}$  for all types

### Notes:

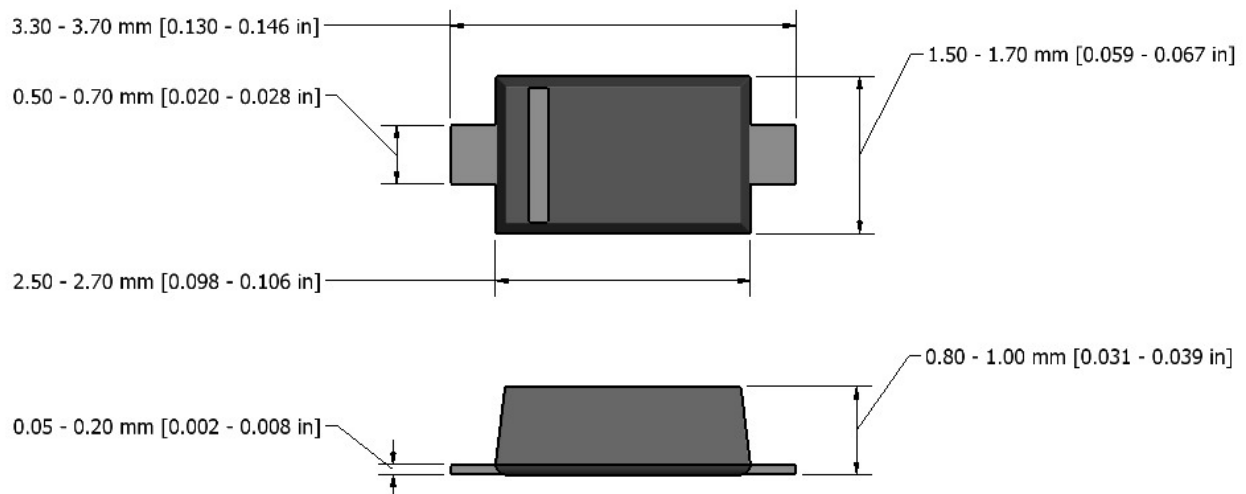
1. The Zener Voltage ( $V_Z$ ) is tested under pulse condition of 10mS.
2. The device numbers listed have a standard tolerance on the nominal zener voltage of  $\pm 5\%$ .
3. For detailed information on price, availability and delivery of nominal zener voltages between the voltages shown and tighter voltage tolerances, contact your nearest Tak Cheong Electronics representative.
4. The zener impedance is derived from the 60-cycle ac voltage, which results when an ac current having an rms value equal to 10% of the dc zener current ( $I_{ZT}$  or  $I_{ZK}$ ) is superimposed to  $I_{ZT}$  or  $I_{ZK}$ .

## RATING AND CHARACTERISTIC CURVES





### Flat Lead SOD-123 Package Outline



**Note:** Dimensions are exclusive of Burrs, Mold Flash & Tie Bar extrusions.